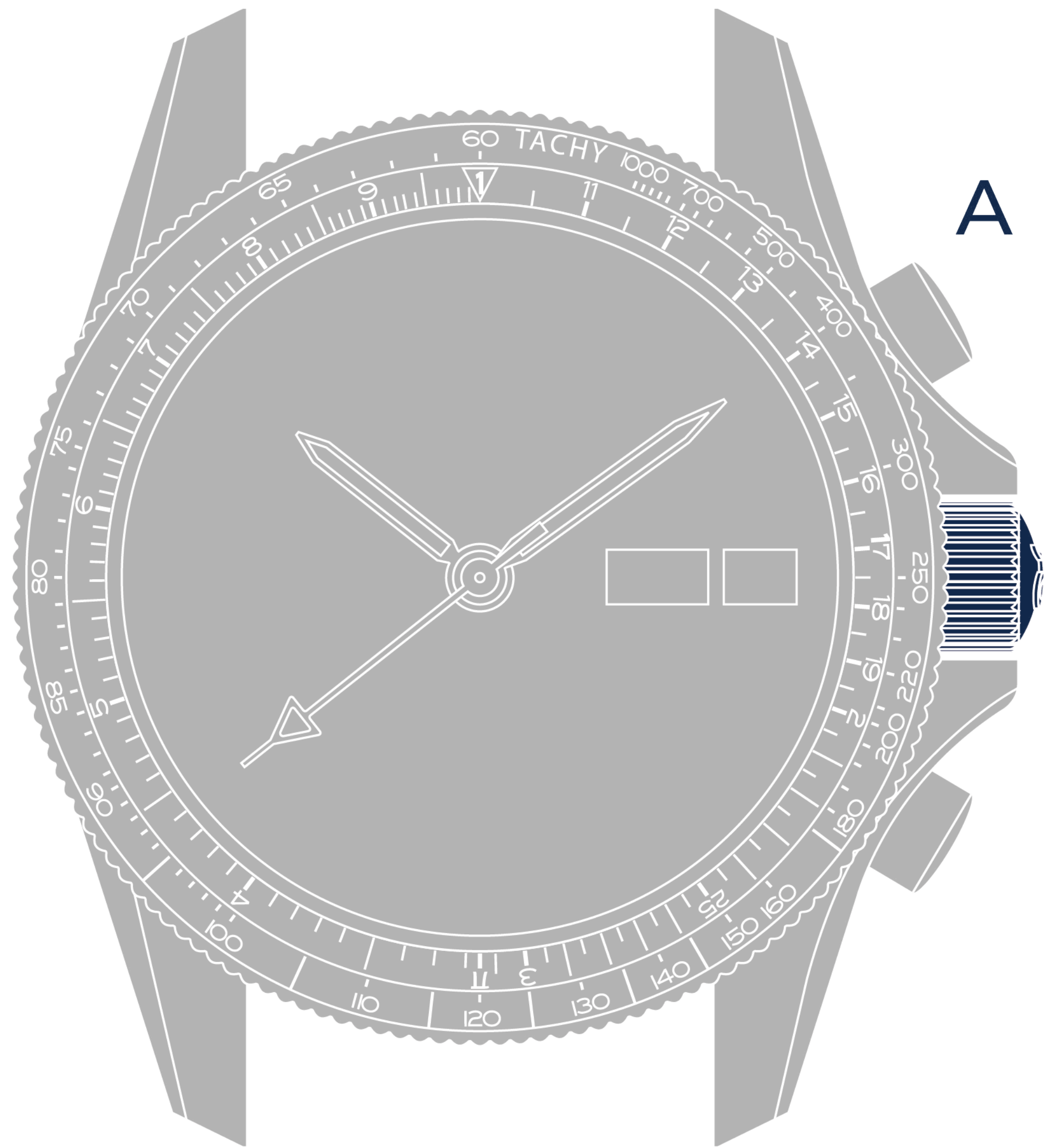





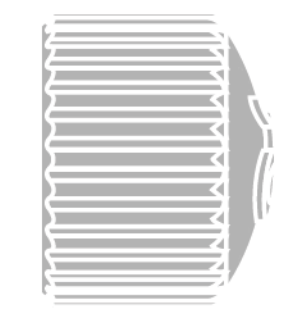

YEMA FLYGRAF NAVIGATOR WATCHES



A



B



C

POSITION A MANUAL WINDING

Your Yema watch is equipped with a self-winding mechanical movement, this means it is wound automatically by wrist movements. To ensure optimum winding, wear your watch daily.

Before you first use the watch or if unworn for a long period of time, you will need to wind it manually by turning the crown clockwise.

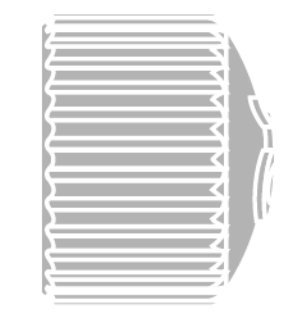


Manual winding is done when the crown is in neutral position. Your watch is equipped with a push crown.



A

B

C




POSITION B DAY / DATE SETTING

To adjust the Day/Date, pull the crown out to POSITION B. Then and turn the crown clockwise or counter-clockwise to change the Day/ date setting.


IMPORTANT: Do not make date adjustments when the time on the watch reads between the hours of 9:00pm and 3:00am. The reason is that although a date makes its changeover close to midnight, the gears that make that change happen to engage quite a bit earlier. It takes extra time to disengage completely in the aftermath.



A



B



C



POSITION C TIME SETTING

To set the time, you must first pull the crown out into POSITION C and turn in any direction to set the correct time. The Perpetual Seconds Hand (sub counter at 9 o'clock) remains stationary to allow the watch to become synchronized for precise accuracy.

**BEZEL
FUNCTION**



BEZEL

A tachymeter bezel with calculation rules coupled with logarithmic scales, pilots could use the Flygraf to perform vital in-flight calculations such as average speed, average fuel consumption of an aircraft, converting nautical miles to miles, miles to kilometers, etc.

CHRONOGRAPH FUNCTION





PUSHER A START/STOP CHRONOGRAPH

Press PUSHER A to start the chronograph. The chronograph hands will start moving.

Press PUSHER A again to stop the chronograph. The chronograph hands stop to indicate the elapsed time.

PUSHER B RESET CHRONOGRAPH

Press PUSHER B to reset the chronograph. All the chronograph hands will be reset to "0" position.

MAINTENANCE
OF YOUR YEMA WATCH

A YEMA watch requires little maintenance. However, some precautions must be taken to ensure the durability of your YEMA:

- Ensure that the crown is perfectly screwed down after winding up the movement and/or setting the time and the date. Once the crown is fully screwed down against the case, your YEMA watch is guaranteed waterproof.
- Avoid activities that may expose your watch movement to shocks.
- Never use chemicals to clean your YEMA watch. Use a microfibre cloth and wash the metal, rubber, fabric bracelets and waterproof cases from time to time with a soft brush and soapy water. We recommend that you do not use abrasive or corrosive products (solvents, detergents, perfume, etc.).
- Always rinse your watch with fresh water after it's been exposed to salt water.

CALIBER : ETA VALJOUX 7750 POWER RESERVE: 48 H
MODELS :

YEMA FLYGRAF NAVIGATOR : YFLY22CH.EN-GMS

YEMA FLYGRAF NAVIGATOR : YFLY22CH.FR-GMS

YEMA FLYGRAF NAVIGATOR : YFLY22CH.EN-GRBS

YEMA FLYGRAF NAVIGATOR : YFLY22CH.FR-GRBS

YEMA FLYGRAF NAVIGATOR : YFLY22CH.EN-GA32S

YEMA FLYGRAF NAVIGATOR : YFLY22CH.FR-GA32S

YEMA.COM

YEMA WATCHES reserves the right to modify the models illustrated in this publication at any time.