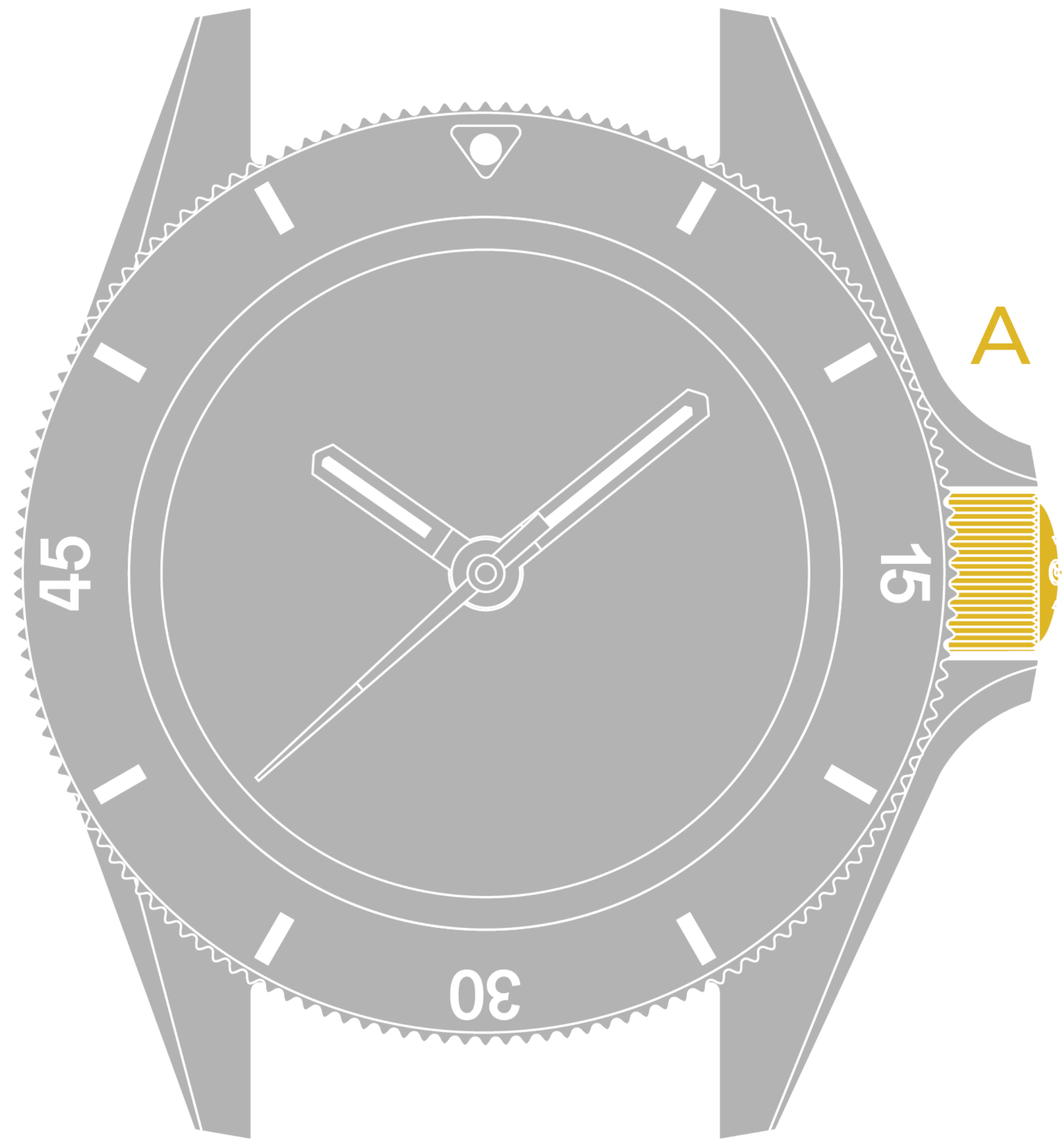






NAVYGRAF FSM BRONZE WATCHES



B



C



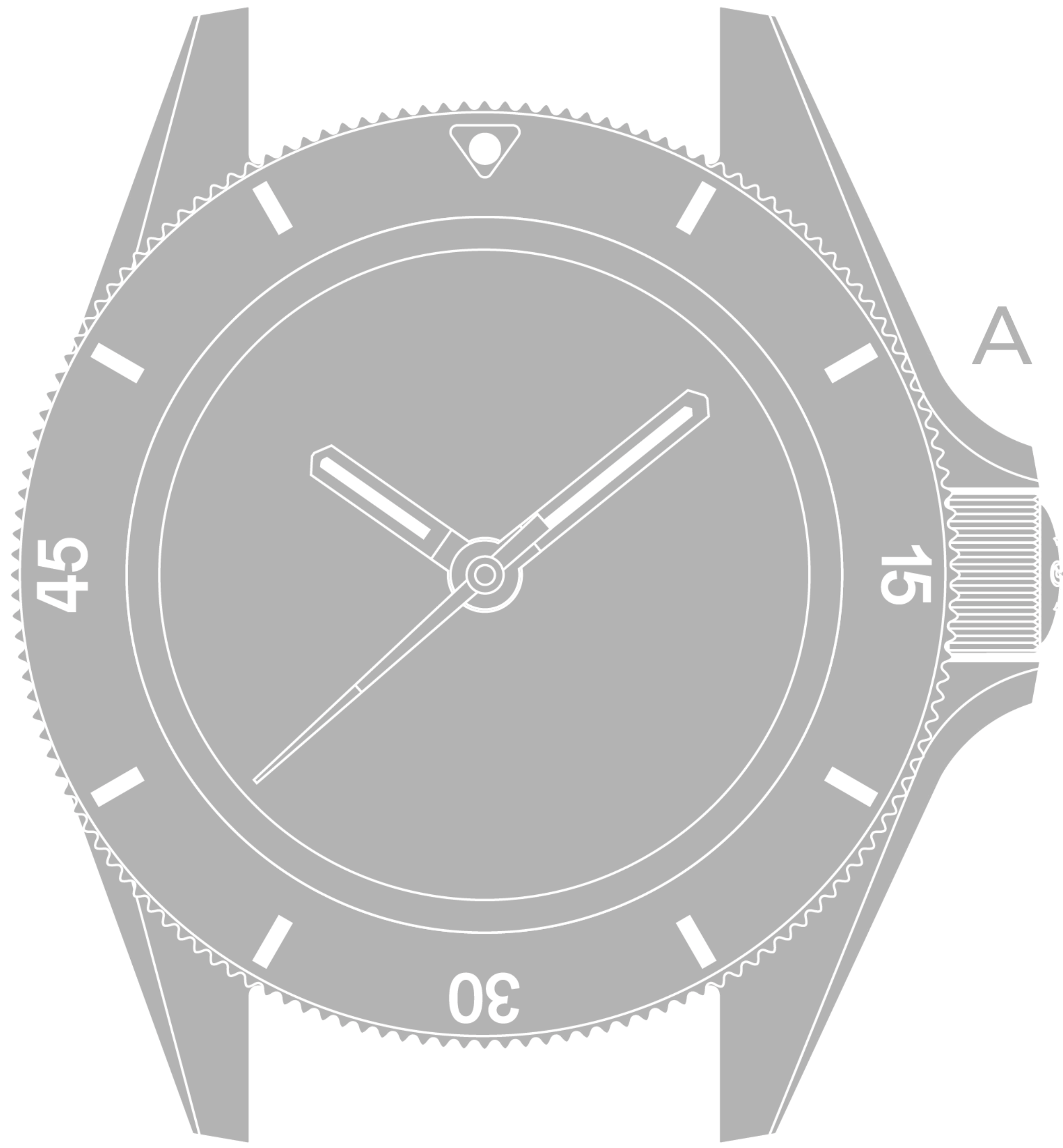
## **POSITION A SCREWED-DOWN POSITION**

Your Yema watch is equipped with a screw-down crown. A screw-down crown ensures waterproofness by sealing the crown to the case of the watch.

## **POSITION B MANUAL WINDING**

Your Yema watch is equipped with a self-winding mechanical movement, this means it is wound automatically by wrist movements alone to ensure optimum winding, wear your watch daily.

Before you first use the watch or if unworn for a long period of time, you will need to wind it manually by unscrewing the crown and then turning it clockwise.



B



C



## **POSITION C TIME SETTING**


In order to adjust the time, unscrew the crown and pull it out to the last notch. Then turn it in either direction until the hands indicate the correct time. The seconds hand is stopped during this operation, allowing the time to be set accurately.

## BEZEL FUNCTION

The unidirectional rotatable bezel allows precise measurement of dive times. For safety, the bezel rotates counter-clockwise only.

Before beginning your descent, unscrew the crown to POSITION B to unlock the bezel, then turn the bezel until the 12 o'clock triangle marker is opposite to the minute hand.

To finish, screw-down the crown to POSITION A. This indicates the beginning of the dive. The duration of the dive is indicated on the graduation on the bezel by the minute hand.



**MAINTENANCE**  
OF YOUR YEMA WATCH

**A YEMA watch requires little maintenance. However, some precautions must be taken to ensure the durability of your YEMA:**

- Ensure that the crown is perfectly screwed down after winding up the movement and/or setting the time and the date. Once the crown is fully screwed down against the case, your YEMA watch is guaranteed waterproof.
- Avoid activities that may expose your watch movement to shocks.
- Never use chemicals to clean your YEMA watch. Use a microfibre cloth and wash the metal, rubber, fabric bracelets and waterproof cases from time to time with a soft brush and soapy water. We recommend that you do not use abrasive or corrosive products (solvents, detergents, perfume, etc.).
- Always rinse your watch with fresh water after it's been exposed to salt water.



**IN-HOUSE CALIBER : YEMA2000      POWER RESERVE: 42 H**

**MODELS :**

YEMA NAVYGRAF FSM BRONZE - YNAVZ22FSM-AAS

YEMA NAVYGRAF FSM BRONZE - YNAVZ22FSM-ATPS

**YEMA.COM**

YEMA WATCHES reserves the right to modify the models illustrated in this publication at any time.